



KATHERINE'S

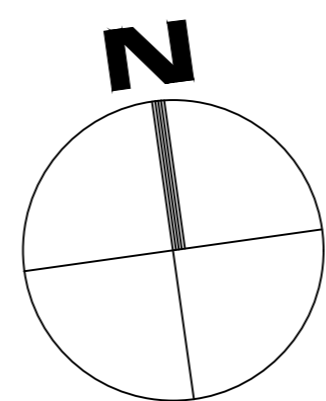
Landing



All easements, dimensions and areas are subject to survey. The particulars on this brochure are supplied for information only and should not be taken as a representation in any respect on the part of the vendor or its agent.

SD	DM	MM	BC	PD
<input checked="" type="checkbox"/>	<input checked="" type="checkbox"/>	<input checked="" type="checkbox"/>	<input checked="" type="checkbox"/>	<input checked="" type="checkbox"/>

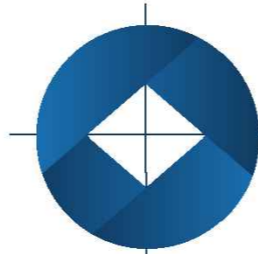
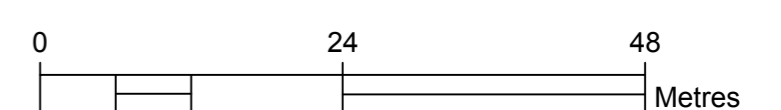
NOTE Refer to Stage 42 Disclosure Plan for details on lot levels, retaining walls and services.



STAGE 42 (PRELIMINARY)

- (P) Primary Frontage
- (CZ) Character Zone
- (DI) Proposed Easement to Drain Water 1.5m Wide

- Katherines Landing - Stage 42
- Future Residential
- Previously Released
- Future Park/Riparian Corridor



DALY.SMITH
EXPERIENCE YOU CAN TRUST

