



KATHERINE'S Landing

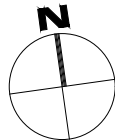
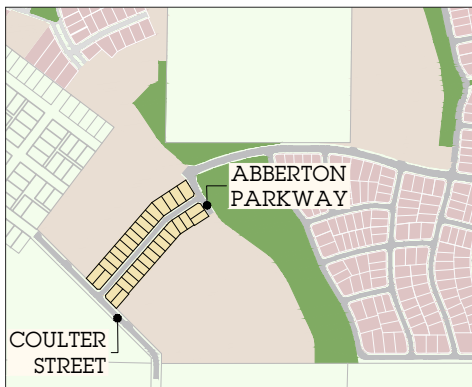


All easements, dimensions and areas are subject to survey. The particulars on this brochure are supplied for information only and should not be taken as a representation in any respect on the part of the vendor or its agent.

SD	DM	MM	BC	PD
✓	✓	✓	✓	✓

NOTE Refer to Stage 35 Disclosure Plan for details on lot levels, retaining walls and services.

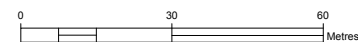
VER:05/07/2023



STAGE 35 (PRELIMINARY)

- (P) Primary Frontage
- (CZ) Character Zone
- (DI) Easement to Drain Water 1.5m Wide

- Katherines Landing - Stage 35
- Future Residential
- Previously Released
- Future Park/Riparian Corridor



DALY SMITH
EXPERIENCE YOU CAN TRUST

