

Huntlee

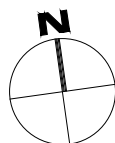
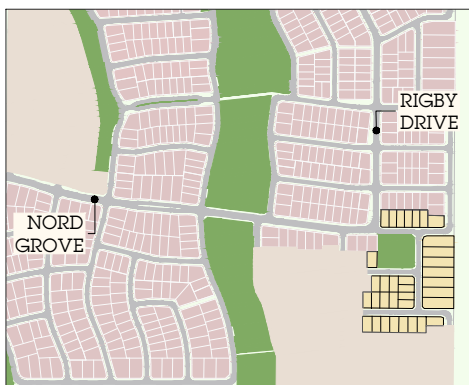
KATHERINE'S Landing



All easements, dimensions and areas are subject to survey. The particulars on this brochure are supplied for information only and should not be taken as a representation in any respect on the part of the vendor or its agent.

SD	DM	MM	BC	PD
✓	✓	✓	✓	✓


NOTE Refer to Stage 32 Disclosure Plan for details on lot levels, retaining walls and services.



STAGE 32 (PRELIMINARY)

- (P) Primary Frontage
- (CZ) Character Zone
- (A) Asset Protection Zone 4 & 24
- (DI) Easement to Drain Water 15m Wide
- (D2) Easement to Drain Water 15m Wide (DP1272001)

- Katherines Landing - Stage 32
- Future Residential
- Previously Released
- Future Park/Riparian Corridor



DALY.SMITH
EXPERIENCE YOU CAN TRUST

LWP
bringing communities to life

VER05/07/2023

20032 STG 32 SALE PLANS (4)dwg

Plot Date: 5/07/2023 - 9:27:14 AM

SHEET 1 OF 1 - A4