



KATHERINE'S

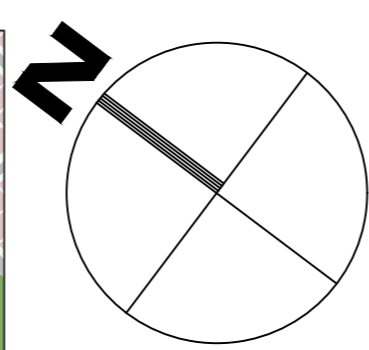
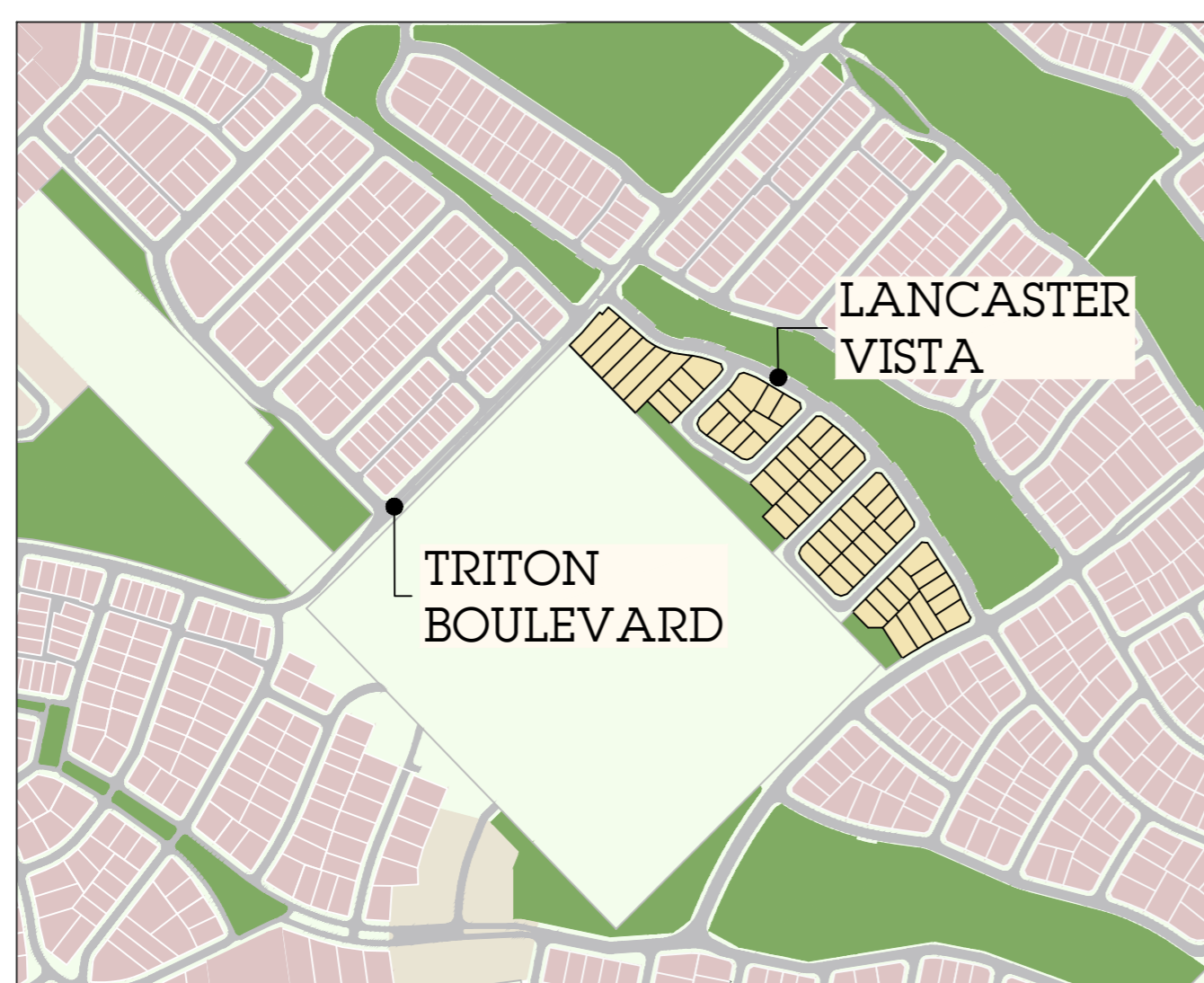
Landing



All easements, dimensions and areas are subject to survey. The particulars on this brochure are supplied for information only and should not be taken as a representation in any respect on the part of the vendor or its agent.

SD	DM	MM	BC	PD
<input checked="" type="checkbox"/>	<input checked="" type="checkbox"/>	<input checked="" type="checkbox"/>	<input checked="" type="checkbox"/>	<input checked="" type="checkbox"/>

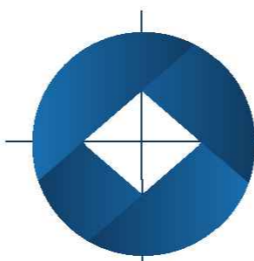
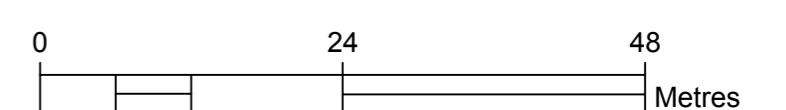
NOTE Refer to Stage 43 Disclosure Plan for details on lot levels, retaining walls and services.



STAGE 43 (PRELIMINARY)

- (P) Primary Frontage
- (CZ) Character Zone
- (A) Proposed Asset Protection Zone 12 Wide
- (D) Proposed Easement to Drain Water 15m Wide

- Katherines Landing - Stage 43
- Future Residential
- Previously Released
- Future Park/Riparian Corridor



DALY.SMITH
EXPERIENCE YOU CAN TRUST

