



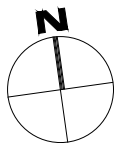
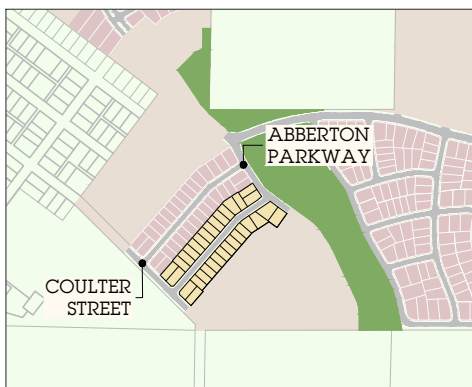
KATHERINE'S Landing



All easements, dimensions and areas are subject to survey. The particulars on this brochure are supplied for information only and should not be taken as a representation in any respect on the part of the vendor or its agent.

SD	DM	MM	BC	PD
✓	✓	✓	✓	✓

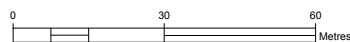
NOTE Refer to Stage 36 Disclosure Plan for details on lot levels, retaining walls and services.



STAGE 36 (PRELIMINARY)

- (P) Primary Frontage
- (CZ) Character Zone
- (A) Asset Protection Zone
- (D1) Easement to Drain Water 15m Wide
- (D2) Easement to Drain Water 15m Wide (DP1275568)

- Katherine's Landing - Stage 36
- Future Residential
- Previously Released
- Future Park/Riparian Corridor



DALY SMITH
EXPERIENCE YOU CAN TRUST

